



FB1697 FLORENCE TOILET LOT #1

Equipped with a 6 and 4 liters double flush system

PRODUCT DESCRIPTION:

White porcelain
 Contemporary style
 Fully glazed trapway
 One piece toilet
 Integrated soft and removable close seat
 1000 + grams



BOX SIZE:

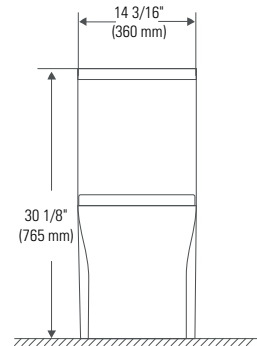
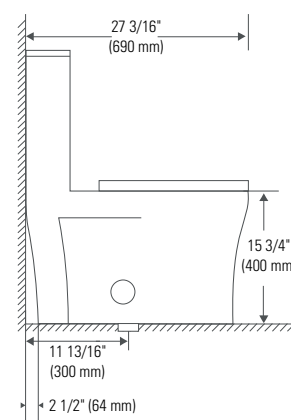
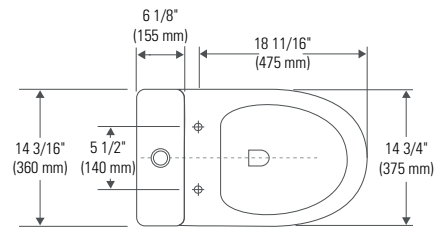
29 1/2" x 16" x 31"

NET WEIGHT:

97 lbs

GROSS WEIGHT:

102 lbs



Meets Canadian Standards Association standard B651-04.

*All dimensions are approximate and subject to change without notice. Please refer to the installation guide before beginning the installation.



Certification ECORESPONSIBLE
 First manufacturer of bathroom products in North America to be certified ecoresponsible.



Produits Neptune

6835, Picard street, Saint-Hyacinthe (Quebec) J2S 1H3
 Phone: (450) 773-7058 - produitsneptune.com

REV: 10-20