

IMPACT SHOWER BASES 4836

LEAK-BARRIER

47 3/4" x 35 7/8" x 3"

GENERAL OPTIONS

Acrylic Colors: White

COMPATIBLE DOORS 4836 ALCOVE

AZELIA 48 (front panels only)

Chrome/Clear

EXALT 48 (front panels only)

Chrome/Clear

EXALT 48 BLACK (front panels only)

Chrome/Clear

SELLA 48 (front panels only)

Chrome/Clear

COMPATIBLE DOORS 4836 CORNER

AZELIA 3648 (front panels and return glass panel)

Chrome/Clear

EXALT 3648 (front panels and return glass panel)

Chrome/Clear

EXALT 3648 BLACK (front panels and return glass panel)

Chrome/Clear

SELLA 3648 (front panels and return glass panel)

Chrome/Clear

PRODUCT DESCRIPTION:

Contemporary style

Integrated tiling flange

Acrylic thermoformed and reinforced with fiberglass
Leak-barrier

48hrs/5 days

BOX SIZE:

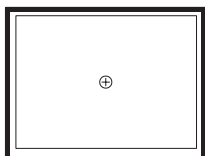
48" x 36" x 4"

NET WEIGHT:

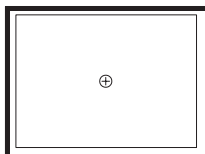
34 lbs

GROSS WEIGHT:

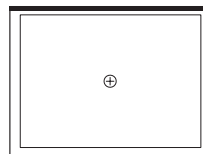
46 lbs



21.16818.0082.10



21.16818.0087.10



21.16818.0086.10



Certification ECORESPONSIBLE
First manufacturer of bathroom products in
North America to be certified ecoresponsible.



Produits Neptune
Rouge

6835, rue Picard, Saint-Hyacinthe (Québec) J2S 1H3
Téléphone: (450) 773-7058 - produitsneptune.com

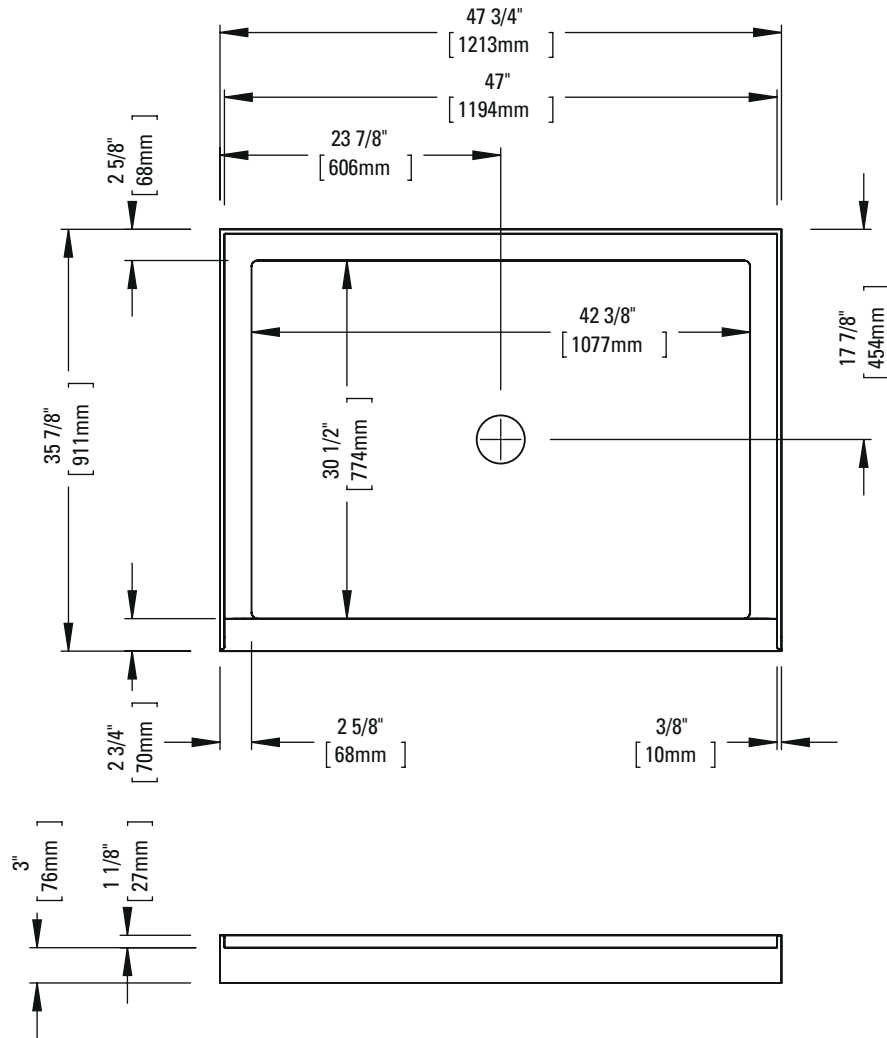
REV: 11-19



Produits Neptune
Rouge

IMPACT 3648 3B/48

Shower base



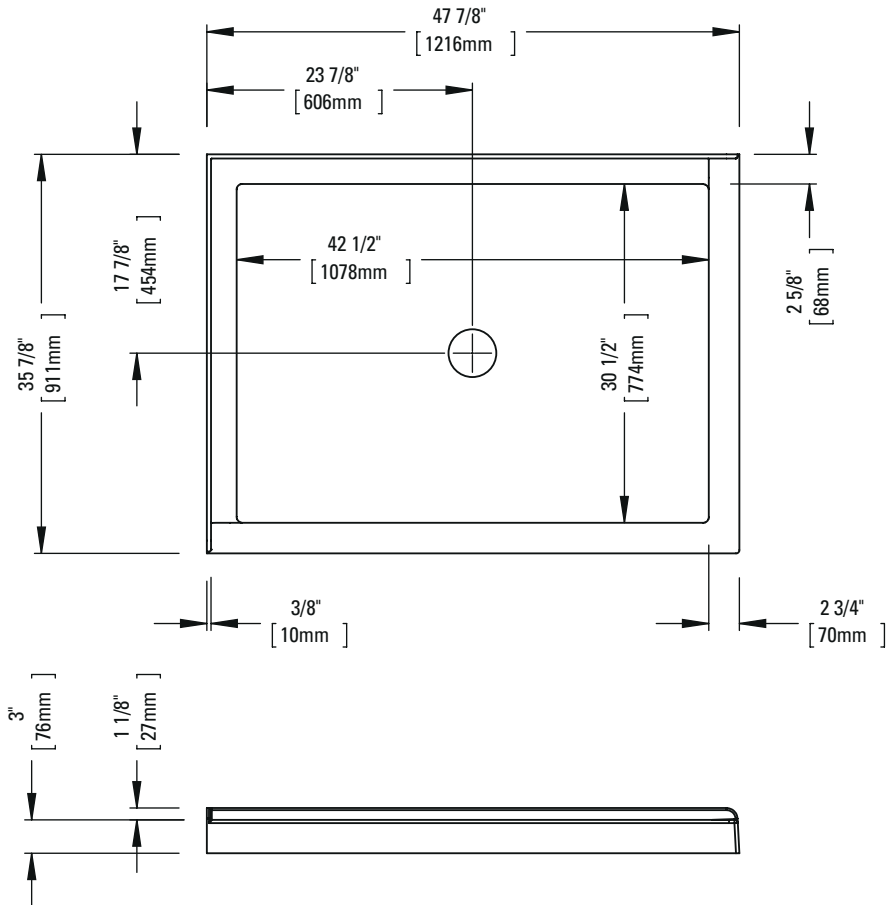
*All dimensions are approximate and subject to change without notice
Please refer to the installation guide before beginning the installation



Produits Neptune
Rouge

IMPACT 3648 2BG/48

Shower base



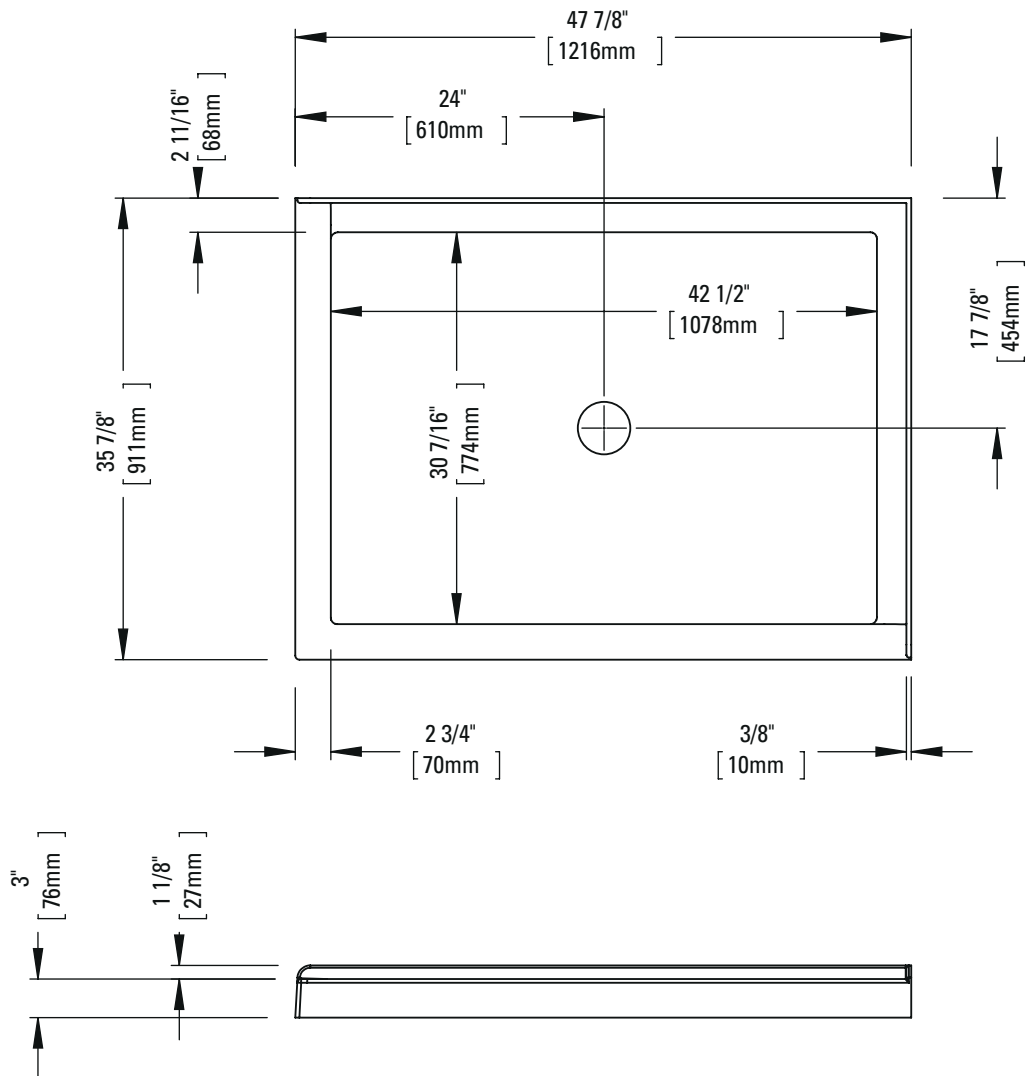
*All dimensions are approximate and subject to change without notice
Please refer to the installation guide before beginning the installation



Produits Neptune
Rouge

IMPACT 3648 2BD/48

Shower base



*All dimensions are approximate and subject to change without notice
Please refer to the installation guide before beginning the installation