

# BERLIN 3260

59 1/2" x 32" x 23 5/8"



## PRODUCT DESCRIPTION:

Adjustable feet  
 Transitional style  
 Above-the-floor rough (AFR)  
 Integrated linear overflow and drain kit included, chrome

24-48hrs  
 5 days

## WATER CAPACITY:

58 gallons

## IMMERSION:

14 3/4 po

## BOX SIZE:

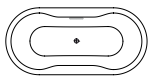
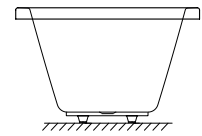
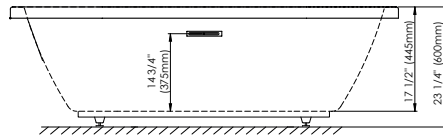
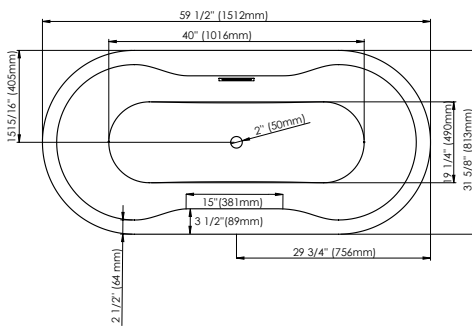
61" x 34" x 23"

## NET WEIGHT:

40 lbs

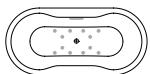
## GROSS WEIGHT:

49 lbs



Bathtub only

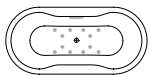
BER3260



Mass-Air

BER3260M

Included: 12 injectors, 750W (1 1/2h.p.) Optima blower, with 300W heating element, 72" blower hose extension, and remote control.



Rouge-Air

BER3260A

Included: 12 micro-jets, 750W (1 1/2h.p.) Optima blower, with 300W heating element, 72" blower hose extension, and remote control.

## GENERAL OPTIONS

Overflow and waste included: Chrome

Acrylic Colour: White

Standard

Gel black neck pillow

White, brushed nickel or black overflow and drain kit

## MASS-AIR / ROUGE-AIR OPTIONS

Mass-Air Jet finish: White/Chrome

Standard

Others: Chrome/Chrome

96" blower hose extension

A blower hose extension is required when the blower is located more than 4' from the bathtub.

## LINEAR OVERFLOW



White



Brushed nickel



Chrome



Black



CONFORMITY ATTESTATION

Bathtub Standards

cUPC

Hydromassage Standard

CAN / CSA.B45.10 / CSA.C22.2 / UL-1795



ECORESPONSABLE Certification

First manufacturer of bathroom products in North America to be certified ecoresponsible



Produits Neptune  
 Rouge

6835, Picard street, Saint-Hyacinthe (Québec) J2S 1H3  
 Phone: (450) 773-7058 - Fax: (450) 773-5063

produitsneptune.com

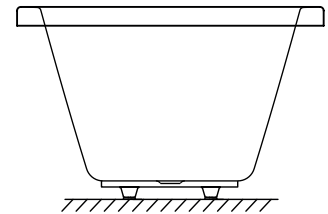
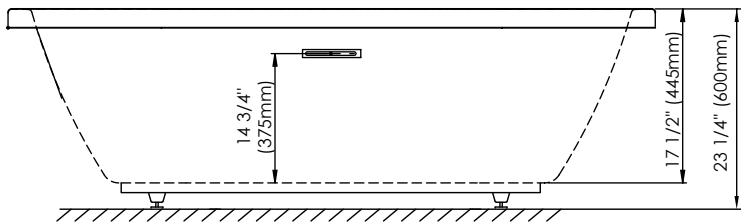
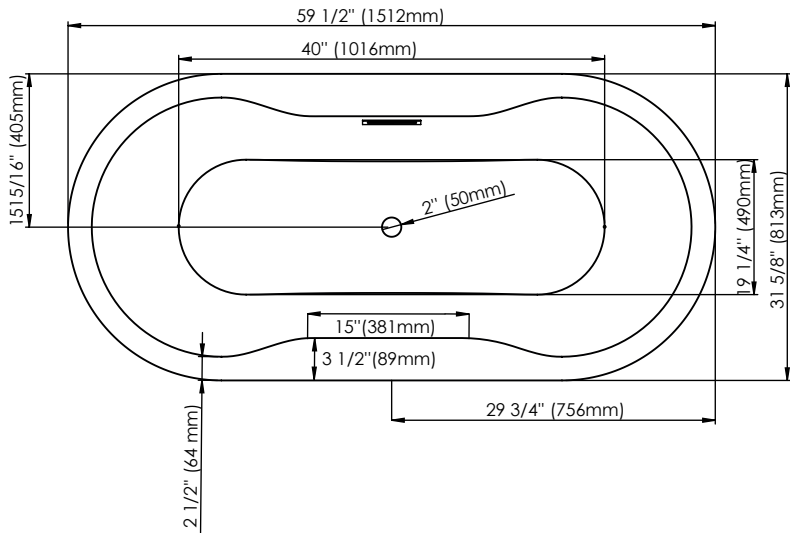
REV: 05-19



Produits Neptune  
Rouge

# Berlin 3260

Bathtub



Ajustable feet

Above-the-floor rough (AFR)

\*All dimensions are approximate and subject to change without notice  
Please refer to the installation guide before beginning the installation